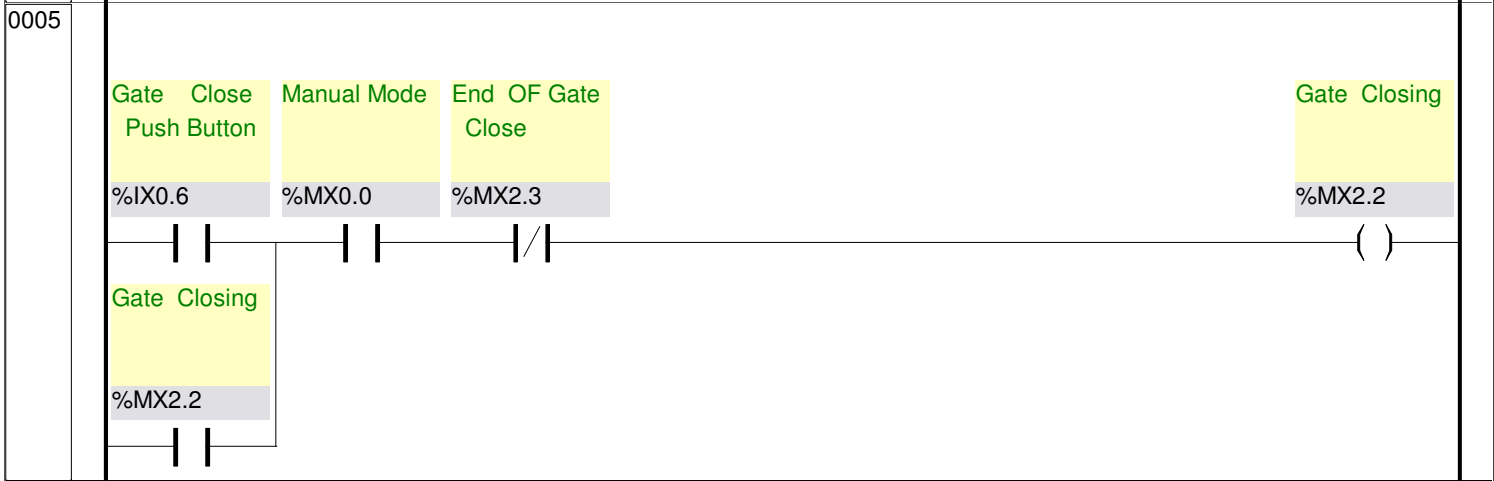
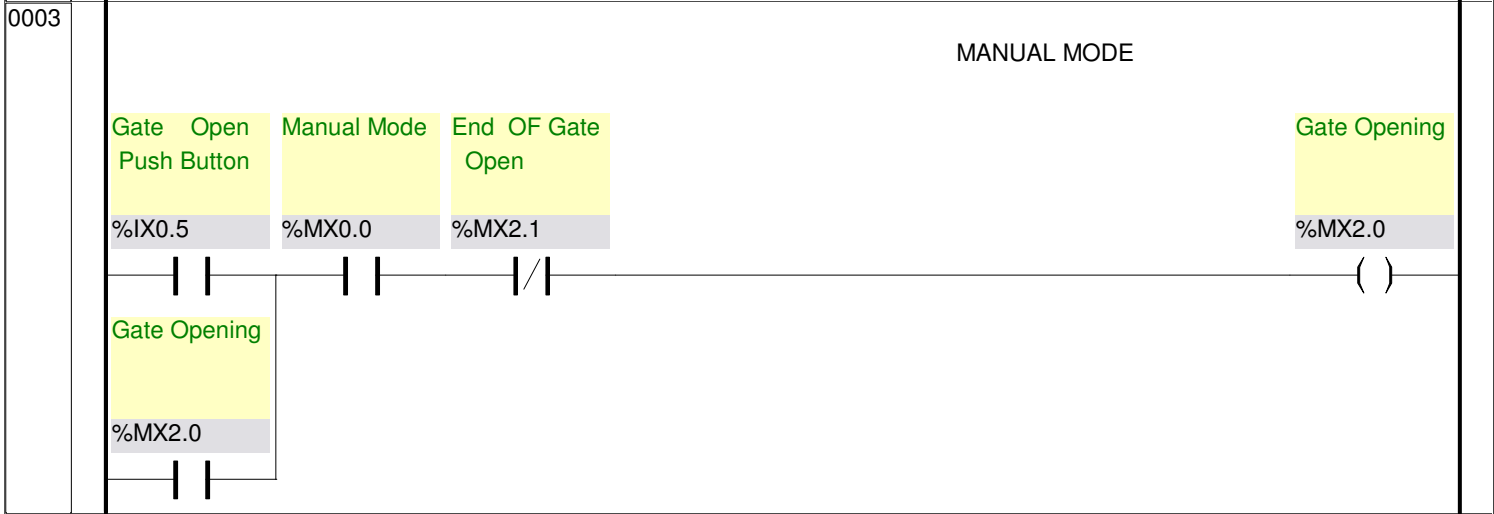



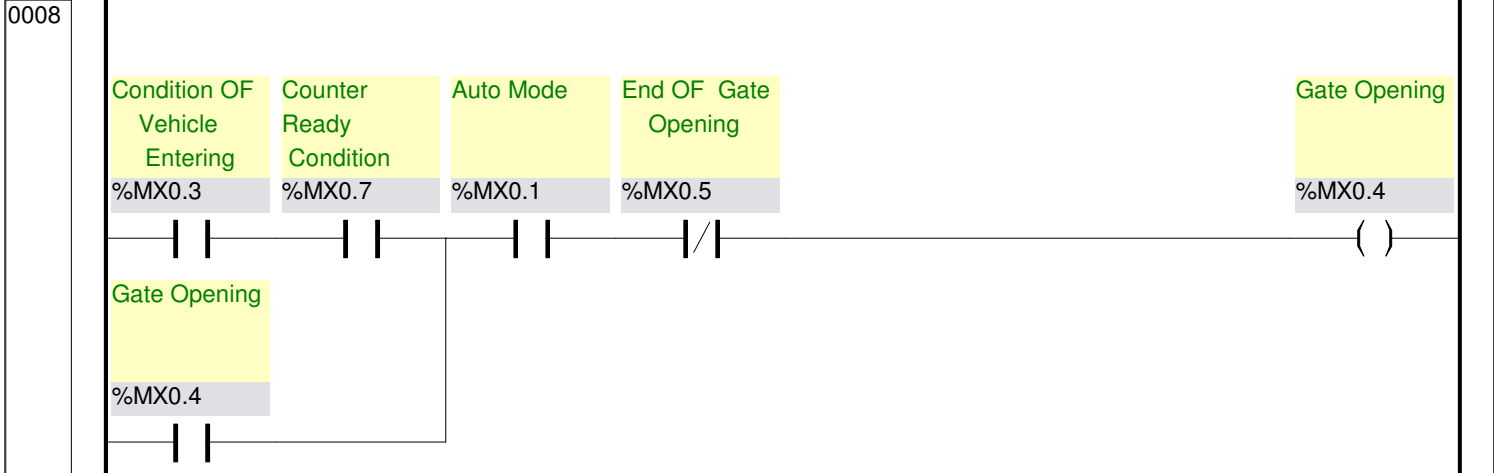


0001 PROGRAM PLC_PRG
 0002 VAR
 0003 C1: CTUD;
 0004 R1: R_TRIG;
 0005 R2: R_TRIG;
 0006 END_VAR

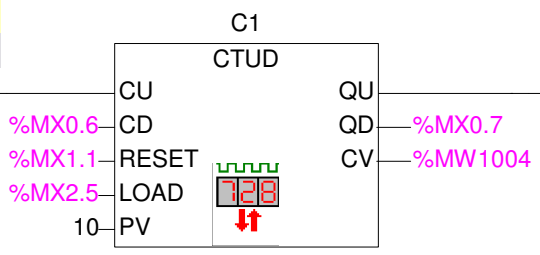




0011

Condition OF Vehicle Entering

%MX0.3



Counter Over flow

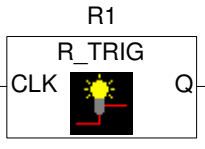
%MX2.1

()

0012

End OF Counting

%MX0.7



Counter Reset

%MX1.1

()

0013

Counter Reset

%MX1.1

Gate AT Open Position

%IX0.3

Auto Mode

%MX0.1

End OF gate Closing

%MX1.4

Vehicle AT Sensor S1

%IX0.1

Gate Closing

%MX1.3

Gate Closing

%MX1.3

()

0014

Gate Closing

%MX1.3

Gate Closed Condition

%IX0.4

End OF gate Closing

%MX1.4

()

0015

OUTPUTS

Manual Mode
Gate Opening

%MX2.0



Auto Mode
Gate Opening

%MX0.4



Gate Opening

%QX0.1



0016

Manual Mode
Gate Closing

%MX2.2



Auto Mode
Gate Closing

%MX1.3



Gate Closing

%QX0.1

